

Data sheet for three-phase Squirrel-Cage-Motors SIMOTICS

Motor type: **7CV3094A** SIMOTICS SD - 90L - IM B3 - 2 p

Client order no.	Item-No.	Offer no.
Order no.	Consignment no.	Project

Remarks

Electrical data

Safe Area

U	Δ/Y	f	P	P	I	n	M	M	$\eta^{3)}$			$\cos\phi^{3)}$			I_A/I_N	M_A/M_N	M_K/M_N	IE-CL
[V]±10%		[Hz]±5%	[kW]	[hp]	[A]	[1/min]	[kgf.m]	[Nm]	4/4	3/4	2/4	4/4	3/4	2/4				
Motordaten / Motor Data																		
415	Δ	50	2.20	-/-	4.00	2900	0.7	7.2	86.8	87.5	86.8	0.89	0.84	0.75	7.5	3.6	3.8	IE3
IM B3 / IM 1001			FS 90L		30 kg		SF:1		IS 12615 / IEC 60034-1									

Environmental conditions : -20 °C - +50 °C / 1,000 m

Locked rotor time (hot / cold) : 5 s | 10 s

Mechanical data

Sound pressure level 50Hz 60Hz	68 dB(A) 73 dB(A)	External earthing terminal	Yes (standard)
Moment of inertia Rotor GD ²	0.0026 kg m ² 0.0102 kgf.m ²	Vibration severity grade	A (Standard)
Bearing DE NDE	6205 2ZC3 6204 2ZC3	Insulation	155(F) utilized to 130(B)
bearing lifetime		Duty type	S1
L _{10mh} F _{Rad max} according catalogue 50 60Hz ¹⁾	20.000 h 16.000 h	Direction of rotation	Bidirectional
L _{10mh} F _{Rad min} for coupling operation 50 60Hz ¹⁾	50.000 h 40.000 h	Frame material	Cast iron
Type of bearing	Locating (fixed) bearing, NDE	Forced ventilation motor details	- / -
Relubrication interval/quantity DE NDE	- / - g - / - g - / - h	Net weight of the motor (IM B3)	30 kg
Type of construction	IM B3 / IM 1001	Rotor weight	4 kg
Degree of protection	IP55	Data of anti condensation heating	- / V, - / W
Lubricants	Esso Unirex N3	Coating (paint finish)	Standard paint finish
Regreasing device	- / -	Color, paint shade	RAL7030
Grease nipple	- / -	Motor protection	(A) without
Condensate drainage holes	No	Method of cooling	IC411 - Self ventilated, surface cooled

Terminal box




Terminal box position	Top	Cable diameter from ... to ...	9.0 mm - 17.0 mm
Material of terminal box	Aluminium	Cable entry	1xM16x1.5+1xM25x1.5
Type of terminal box	TB7 D04	Cable gland	2 Plugs
Contact screw thread	M4		
Max. cross-sectional area	6 mm ²		

Notes:

I_A/I_N = locked rotor current / current nominal
 M_A/M_N = locked rotor torque / torque nominal
 M_K/M_N = break down torque / nominal torque

3) Value is valid only for DOL operation with motor design IC411

1) L10mh according to DIN ISO 281 10/2010

responsible dep. DI MC LVM	technical reference	created by DT Configurator	approved by	Technical data are subject to change! There may be discrepancies between calculated and rating plate values.	Link documents
	document type datasheet			document status released	
	MLFB and Order Code 1LE7503-0EA43-5AA4			document number	
© Siemens AG 2022		rev. 01	creation date 2022-09-30	language en	